

# STEELBEAST®

**JEI**  
Solutions  
Built for Industry

## BM-25S STAINLESS STEEL PLATE BEVELLING MACHINE.



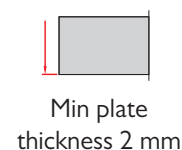
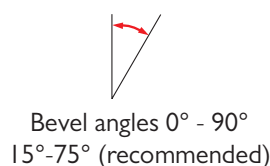
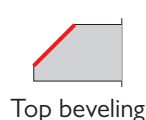
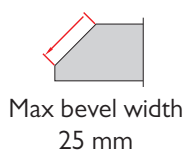
The BM-25S is a portable, heavy-duty machine designed for efficient beveling of stainless steel. Equipped with a powerful motor and a face-milling beveling head, the beveller ensures smooth operation and exceptional efficiency. It allows the milling of straight edges with bevel widths up to 25 mm, and its variable spindle speed makes it easy to optimise cutting conditions.

The BM-25S offers full control over the milling process, with a continuously adjustable bevel angle between 0 and 90 degrees and adjustable milling depth. Its roller guide makes the beveller easy and light to operate, and all guide components are made of stainless steel to protect against contamination.

Featuring a state-of-the-art electronic motor overload module that protects the operator, the machine, and the tooling.

## FEATURES AND BENEFITS:

- Contamination-free stainless steel processing.
- Comfort and ergonomics of work - fully adjustable handle.
- Continuously adjustable bevel angle between 0 and 90 degrees.
- Single head operates with face milling method, allowing less milling resistance and effort for the operator.
- Maximum 25 mm bevel width (more than one pass could be required).
- Continuous bevel width adjustment.
- Powerful electric motor.
- Milling head is equipped with 5 pcs of 4-sided indexable cutting inserts.
- Electronic speed control between 1800–5850 rpm to work on various materials.
- Overload protection to prevent motor damage.
- A single head works with the face milling method, allowing less milling resistance and effort for the operator.



CALL **01706 229 490** TO BOOK YOUR DEMONSTRATION NOW OR VISIT **WWW.STEELBEAST.CO.UK**



## BM-25S TECHNICAL SPECIFICATION

Voltage	110-120 V, 50-60 Hz 220-240V, 50-60 Hz
Power	2200 W
Spindle speed (without load)	1800-5850 rpm
Maximum bevel width (b, Fig. 1)	25 mm (1")
Maximum depth of cut (d, Fig. 1)	12,5 mm (1/2") 0°-90°
Bevel angle ( $\beta$ , Fig. 1)	15°-75° (recommended)
Minimum workpiece thickness	2 mm (0.08")
Weight	12,5 kg (27 lb)
Product Code	BM25S 110V BM25S/2 240V

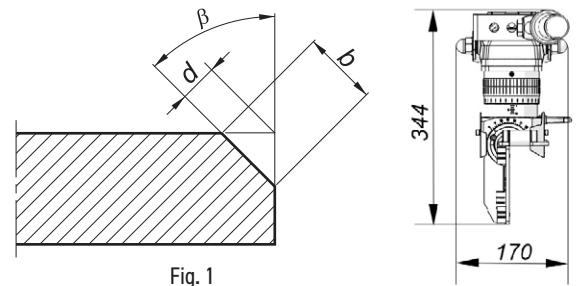
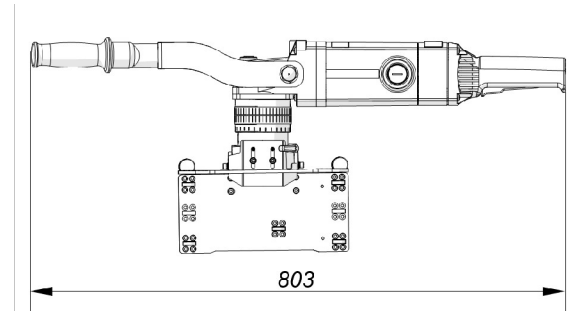


Fig. 1




## BM-25 USES FACE MILLING HEAD THAT FEATURES:

- Less milling resistance.
- Less effort for the operator.
- Increased range of bevel widths that can be made manually up to 25 mm.

## STANDARD SHIPPING SET:

- Beveling machine incl. milling head with 5 cutting inserts.
- Plastic box.
- 3 chip guards (basic, 30°, 45°).
- Grease for screws (5 g, 0.17 oz).
- Drift.
- Hex wrenches.
- Operator's manual



Milling head for stainless steel. Equipped with cutting inserts ready for

Cutting inserts for stainless steel. Available in packs of 10 pieces.

CALL **01706 229 490** TO BOOK YOUR DEMONSTRATION NOW OR VISIT **WWW.STEELBEAST.CO.UK**